

STOREX



SB-7

SECURITY INFORMATION

This appliance was designed and manufactured to ensure your safety. The security mechanisms incorporated in the product will protect you if you observe the following procedures for installation, use and troubleshooting: read carefully the following instructions and observe them before handling and installing your hardware. Save these instructions so that you can refer to later.

Some people are susceptible to seizures or have loss of consciousness at the sight of certain kinds of flashing lights or frequent elements in our environment. Those people are exposed to attacks when they watch certain images or playing certain video games.

These phenomena may occur even though the subject has no established medical history or has never been confronted with an epileptic seizure. If you have already submitted symptoms related to epilepsy (seizures or loss of consciousness) in the presence of light stimulations, consult your doctor.

GENERALITIES

Do not shake the product under penalty of damaging it.

Use only parts and accessories (power supply...) specified by the manufacturer.

The illustrations of the product may vary from the actual product.

SECURITY

To avoid fire or electric shock, do not place the appliance near objects filled with liquid.

If a heavy object or liquid should fall on the device, have it checked by qualified personnel before using it again.

In operation, the surface of the housing gives off heat; therefore, do not cover it or put an object on it.

CLEANING

Never open the product to clean otherwise will void the warranty.

Unplug the product from the wall outlet before cleaning the product.

Clean the outside of the product with a soft, dry cloth. Never use abrasive cloth, scouring powder or solvent such as alcohol or gasoline.

TROUBLESHOOTING

Refer all servicing to qualified personnel. Troubleshooting is necessary if the appliance has been damaged in any way: plug or power cord damaged, liquid spilled on the product, introduction of small objects in the product, exposure to rain or moisture, malfunctions, dropping the product...

SECURITY – ENVIRONMENT

Your STOREX product has been tested in the laboratory; It is complies with the European directives for CE marking in force at the time of its marketing.

Traceability of the components of your STOREX product has carried out; she showed us the conformity of the product with environmental directive (ROHS) in force at the time of its marketing.

At the end of life, do not dispose in the garbage but bring to your site who will move the product in a chain of electrical, electromechanical and electronic waste (WEEE) recycling.

MAIN FEATURES

Anti-Lost: When the bracelet over a certain distance away from the phone, the phone rings, band shock, disconnect the Bluetooth connection.

Call Notify: Phone calls, ring in hand shake, incoming call alert icon appears.

SMS Notify: Mobile phone text messages, ring in hand shake, SMS alert icon appears.

Tips: The above operations are required bracelet stable Bluetooth connection with your phone case.

SYSTEM REQUIREMENTS

Bluetooth 4.0 BLE.

Android 4.3 and above.

iOS 6 and above.

INSTRUCTIONS

BUTTON FUNCTIONS:

Short press: turn on the display; check the notification when the device is vibrating; turn to the next function;

INSTALLING THE APPLICATION:

The data of your activities can be synchronized from the device to your smartphone automatically and wirelessly if you install the **Day Day BAND** application in your smartphone.

The application **Day Day BAND** can be downloaded on **App Store**, **Google Play** or by scanning the QR Code below:

1. Turn on your smart bracelet.
2. Turn on the Bluetooth of your smartphone.
3. Tap **Day Day BAND** on your smartphone to launch the application and begin the initial setup.

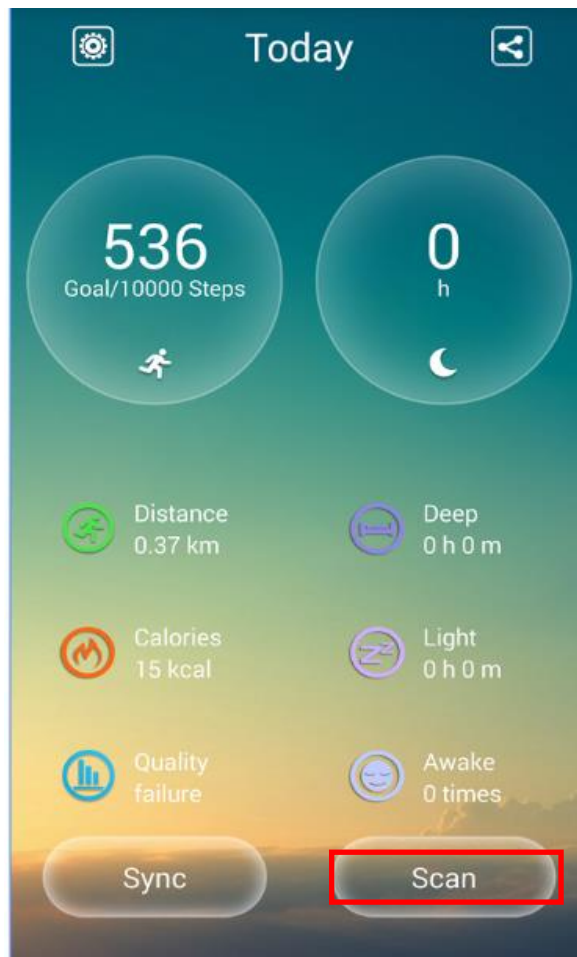


Android



iOS

4. **Register:** Input your email and password to create your account.
5. **Pairing:** Tap on **Setting** icon, then tap "**Find device**".



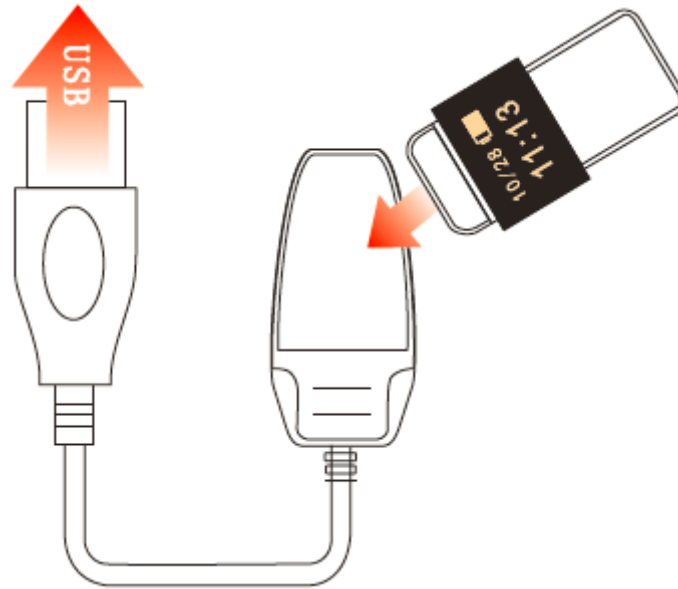
Select your device '**SB-7**' and then tap on the device name to connect. The band icon will flicker when connected.

USING FUNCTIONS:

Charging

Power: 5V, 500MA-1000MA

Recharge time: 90 minutes

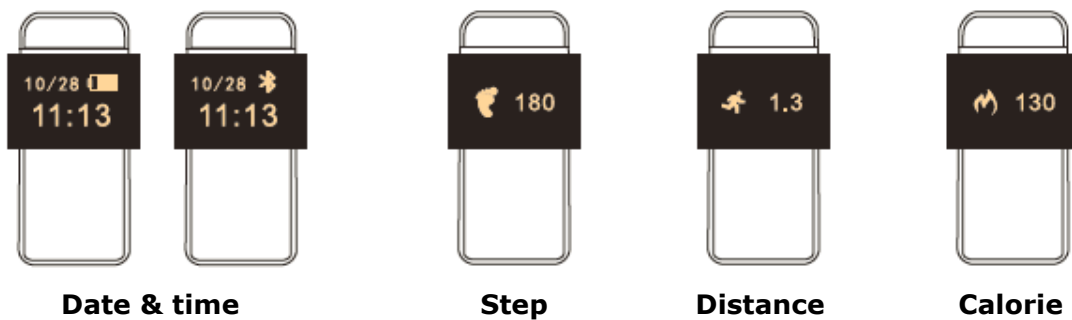


Operation

Short press to turn on the display. The screen will turn off after 10 seconds without operation.

Default interface is Time, short press can check other interfaces.

Interface details:



GUARANTEE CONDITIONS

STOREX's available guarantee is valid for 2 year for your product and 3 months for its accessories (power supply, USB cables...).

STOREX guarantees your products against any manufacturing or assembling faults. This guarantee only applies to the first purchase of your product by the end user and is not transferable if the device is resold. This warranty does not cover any incompatibilities found by end user apart from recommendations specified on the packaging, or any other incompatibility generated by other hardware or software on the computer that is connected to the your product.

Proof of purchase must be presented to our services to apply **STOREX** guarantee. The guarantee doesn't cover failures or defects induced by non-compliance to this manual's instructions, neglect, alteration, improper installation or maintenance, reparation or alteration not authorized by **STOREX**, improper tests, accident or external factor such as (not exhaustive) excessive heat or dampness, power failures or bad installation / uninstalling of your product.

The only contractual obligation endorsed by **STOREX** pertains to the reparation or replacement of a defective product. In no case, **STOREX** cannot be held responsible for any loss of data, or its consequences induced by operational fault or a product failure. In any case, **STOREX** won't be bound to any financial responsibility for any amount exceeding the value of the product purchased by the end user.

This guarantee is well defined and cannot be modified, decreased or increased without written consent from **STOREX**. In addition, **STOREX** cannot be held responsible for any technical advice or service provided in relation to your product. For any request not covered by this guarantee, please contact **STOREX** support or log on to www.e-storex.com to order accessories.

You are not the grantee of this current warranty. This warranty covers only your product and is governed by French law.

Note:

STOREX™ reserves the right to modify the user manual without prior notice according to the product's evolutions. You can find the latest version of the manual on our website: <http://www.storex.eu>

STOREX WEBSITE

Please visit our website: <http://www.storex.fr>.

You can download the latest full version of the manual as well as software updates.

GUARANTEE REGISTRATION

To facilitate your support during any call with our support team, we invite you to register the warranty of your product on our Web site at the address:

<http://garantie.storex.eu>

In case of failure, please contact STOREX support to repair your product under warranty, or please send your request by e-mail to the address:

support@storex.eu

or by phone at

France: 01 55 85 82 00 (support.fr@storex.eu)
Portugal: 308 800 836 (apoio.pt@storex.eu)
Spain: 902 110 572 (soporte.es@storex.eu)
England: (support.uk@storex.eu)

From Monday to Thursday - 09h30 at 19h30.

Friday - 9h30 at 18h30.

HINT:

 **STOREX**